



GGT&CFC

EFILING SYSTEM REGISTRATION

Campaign Finance

** If you have already registered for an account, **do not re-register** **

- 1) Select the "Register" button located at the top-right hand side of the screen
- 2) Select "Campaign Finance"
- 3) Select your registration type
 - Candidate
 - Candidate Campaign Committee (RC)
- 4) Select an Election and select an Office
 - *The system will prompt you to add in a district if applicable
- 5) Fill in all remaining required fields (required fields are underlined in red)
- 6) If your campaign has a candidate campaign committee, check the box Do you have a campaign committee?

*If selected the Candidate Campaign Committee (RC) when registering this field will automatically populate

*If you select this, a new section appears that requires you to enter the campaign committee information

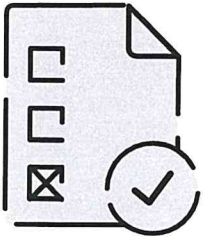
- 7) Check the Attestation Box that states that all the information you entered is true and correct.
- 8) Electronically sign your name. The candidate, chairperson, or treasurer can sign the registration form.
- 9) Select "Submit" once all required fields have changed from red to blue (the submit button will change from blue-gray to dark blue)
 - * Reminder that required fields are underlined in red

Personal Financial Disclosure

Registration for a PFDS account and a Campaign account are two separate steps.

- 1) Select the "Register" button located at the top-right hand side of the screen
- 2) Select "Financial Disclosure Statement"
- 3) Select candidate or incumbent
- 4) Input the election, office and the date qualified for office.
- 5) Select "Add Reason for Filing"
- 6) Fill in all remaining required fields (required fields are underlined in red)
- 7) Select "Submit" once all required fields have changed from red to blue (the submit button will change from blue-gray to dark blue)

Campaign Finance Basics




DOI

Declaration of Intent (DOI): This form must be filed with and accepted by the commission before a candidate can receive any type of campaign contribution. Upon filing DOI, candidates must qualify for office with the Secretary of States Office.

Campaign Contribution Disclosure Report (CCDR): This is a complete financial report of a campaign's contributions, expenditures, loans, and investments. The due date of these reports vary on the level of office sought and if it is an election year or non-election year.




CCDR



PFDS

Personal Financial Disclosure Statement (PFDS): This is a statement of personal financial interests for the preceding calendar year filed by each candidate and public officer.

Account Management: Campaign accounts may be managed by the following: The candidate themselves, a member of a candidate's designated campaign committee or a third party vendor.




Account Management



e-Filing: Our e-Filing system provides an intuitive process for filers and lobbyists to file, DOI's, CCDR's, and PFDS. It also features an easy-to-use interface for public inquiry.

Who do we regulate? Our agency is responsible for regulating all state level elected officials, appointed public officers, lobbyists, political action committees, independent committees, and all candidates for public office.



Have Questions?

As always, we are happy to help with any questions you may have.
Call us at 404-463-1980 or email gaethics.ethics.ga.gov

Connect with us!



GEORGIA ETHICS COMMISSION - GGT & CFC



@GEORGIAETHICS



@GEORGIAETHICSCOMMISSION

